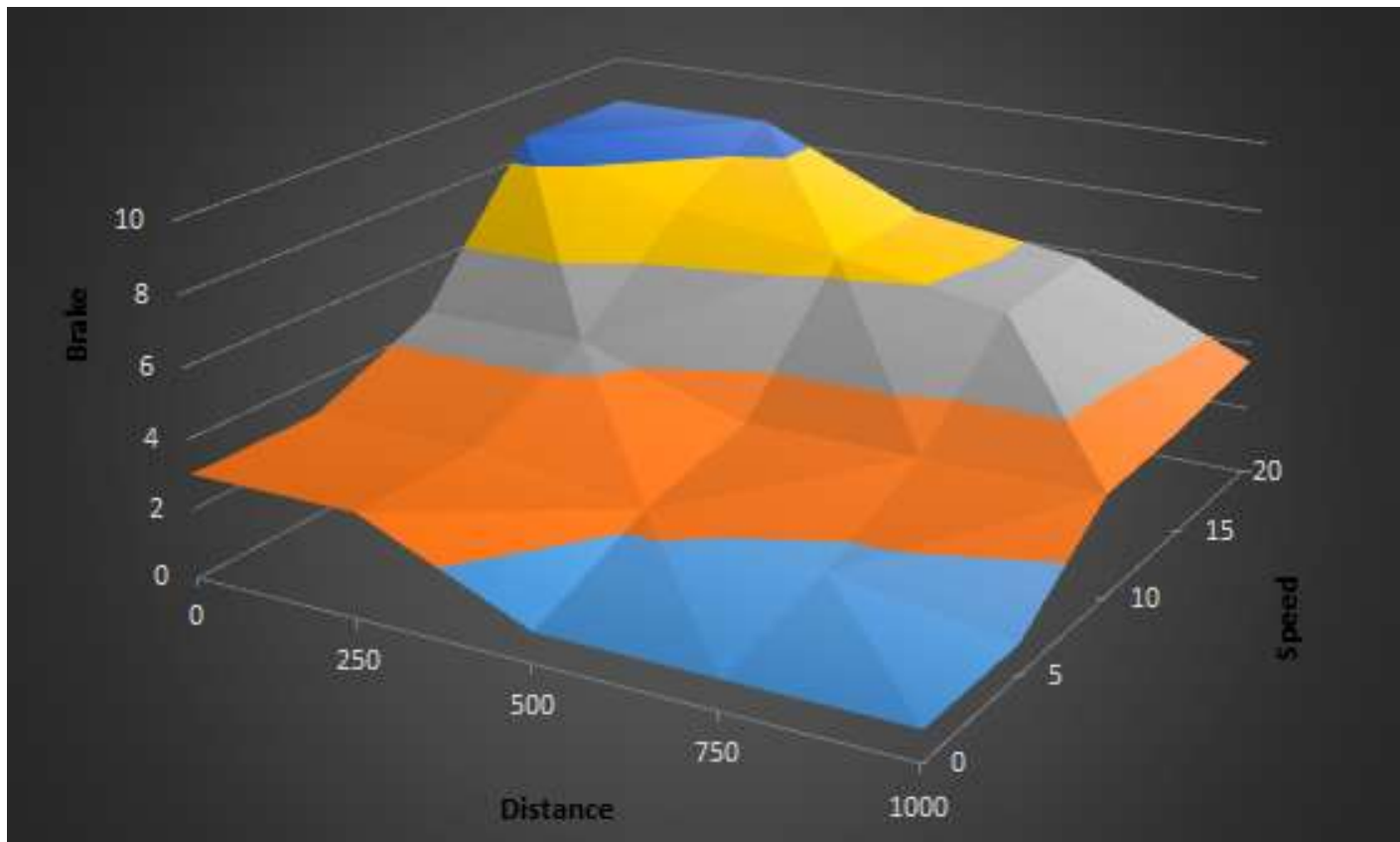


Speed	Distance	Brake
very slow	very short	weak
very slow	short	weak
very slow	medium	very weak
very slow	long	very weak
very slow	very long	very weak
slow	very short	weak
slow	short	weak
slow	medium	weak
slow	long	very weak
slow	very long	very weak
medium	very short	medium
medium	short	medium
medium	medium	weak
medium	long	weak
medium	very long	weak
fast	very short	very strong
fast	short	strong
fast	medium	strong
fast	long	medium
fast	very long	weak
very fast	very short	very strong
very fast	short	very strong
very fast	medium	strong
very fast	long	medium
very fast	very long	weak

Speed/distance	0	250	500	750	1000
0	3	3	0,875	0,875	0,875
5	3	3	2,285	1,666	0,875
10	4,5	4,5	3	3	3
15	8,636	7,083	6,44	5,6	3,11
20	8,636	8,636	6,44	5,77	3,44



Speed train1: -1

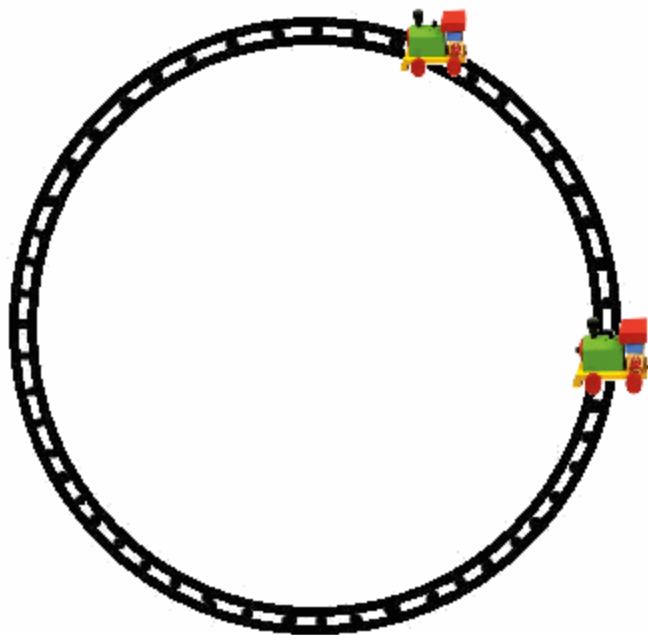
Distance train1 → train2: 201

Break train1: 4.7

Speed train2: 14

Distance train2 → train1: 799

Break train2: 3.2



Speed train1: 19

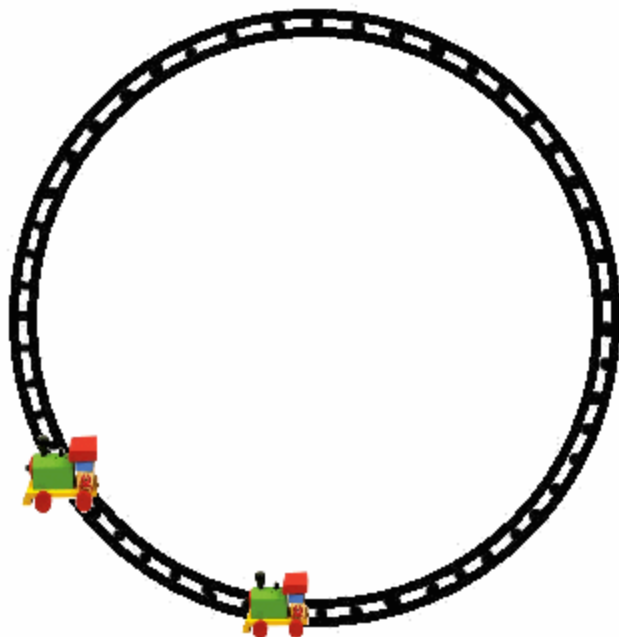
Speed train2: 13

Distance train1 \rightarrow train2: 142

Distance train2 \rightarrow train1: 858

Break train1: 8.5

Break train2: 0.9



Speed train1: 14
Distance train1 → train2: 261
Break train1: 6.5

Speed train2: -4
Distance train2 → train1: 739
Break train2: 3.2

