

# An approach for moving object recognition based on BPR and CI

Li Wang · Lida Xu · Renjing Liu · Hai Hong Wang

© Springer Science + Business Media, LLC 2008

**Abstract** A recognition and classification method of multiple moving objects in traffic based on the combination of the Biomimetic Pattern Recognition (BPR) and Choquet Integral (CI) is proposed. The recognition process consists of three stages. At the first stage, vehicles and pedestrians are detected in video images and the area, the shape and the velocity features are obtained by classical methods. At the second stage, BPR is used to classify the Zernike moments extracted at the first stage. At the last stage, CI is then adopted for multi-features fusion based on the output of BPR, and the area and the velocity features obtained at the first stage to improve the recognition accuracy. Experiment results show that this approach is efficient.

**Keywords** Computer vision · Object recognition · Information systems · Enterprise information systems · Transportation

---

This paper was processed by Ling Li, R. Valerdi and J. Warfield.

---

L. Wang  
School of Economics and Management, Beihang University,  
Beijing 100083, China

L. Xu  
College of Economics and Management,  
Beijing Jiaotong University,  
Beijing 100044, China

L. Xu (✉)  
Department of Information Technology and Decision Sciences,  
Old Dominion University,  
Norfolk, VA 23529, USA  
e-mail: lxu@odu.edu

L. Xu · R. Liu  
School of Management, Xian Jiaotong University,  
Xian 710049, China

H. H. Wang  
College of Information Science and Technology,  
Qingdao University of Science and Technology,  
Qingdao 266100, China

## 1 Introduction

In the discipline of information science and technology, as one of the information systems frontiers, computer vision enables computers to interpret the content of pictures captured by cameras (Turban et al. 2005). A considerable interest in computer vision has been witnessed in past decades (Li et al. 2007; Xu 1999, 2006; Zhou et al. 2003, 2007). Examples of applications of computer vision systems include systems controlling processes, event detection, information organizing, objects modeling, etc (Bennett et al. 2008; Juang and Chen 2008; Kerner et al. 2004; Wei et al. 2006). Object recognition is one of sub-domains of computer vision. Accurate moving object recognition from a video sequence is an interesting topic with applications in various areas such as video monitoring, intelligent highway, intrusion surveillance, airport safety, etc (Hsu and Wallace 2007). In recent years moving object recognition has been considered as one of the most interesting and challenging areas in computer vision and pattern recognition.

In last few years, researchers have proposed a variety of methodologies for moving object detection and classification, most of them are based on shape and motion features. For example, an end-to-end method for extracting moving targets from a real-time video stream has been presented by Lipton et al. (1998). This method is applicable to human and vehicle classification with shapes that are remarkably different. Synergies between the recognition and tracking processes for autonomous vehicle driving have also been studied (Foresti et al. 1999). The attention on object recognition has been focused on specific parts of the visual signal and assigning them with symbolic meanings. Vehicles are modeled as rectangular patches with certain dynamic behavior (Gupte et al. 2002). The proposed method is based on the establishment of correspondences between regions and vehicles as the vehicles move through the image sequence. An object classification approach that uses parameterized 3-D models has been described by Koller et al. (1993). The system

uses a 3-D polyhedral model to classify vehicles in a traffic sequence. Petrovic and Cootes (2004) extract gradient features from reference patches in images of car fronts and recognition is performed in two stages. Gradient-based feature vectors are used to produce a ranked list of possible candidate classes. The result is then refined by using a novel match refinement algorithm. There are many other moving objects classification methods based on multi-feature fusion (Lin and Bhanu 2005; Sullivan et al. 1997; Surendra et al. 2006; Takano et al. 1998; Zanin et al. 2003).

In our captured traffic scenes, moving objects are typically vehicles or pedestrians which can be mainly divided into four categories as trucks, cars, motorcycles, and pedestrians. The traffic conditions in certain areas may be quite complex and mixed traffic often appears. As a result, a traffic flow detection system may mistakenly recognize a pedestrian for a vehicle. In general, it is considered meaningful to categorize moving objects in real-time from a camera video stream in the intersection. It is expected that the difference of the area, the shape and the velocity can be distinguished among moving objects. However, under certain circumstances, due to possible occlusions, the characteristics of the objects can be more complex. Lighting, weather conditions, occlusions, shadows, camera calibration, and the importance level of the recognition are factors to be taken into consideration.

Artificial Neural Networks and Choquet (fuzzy) Integral (CI) have been used to solve recognition problems in recent years (Li et al. 2003a, b; Sok et al. 1994; Zhu et al. 2008; Zhou and Xu 1999, 2001). Some researchers have integrated the results of several neural network classifiers and/or fuzzy integral to obtain higher quality recognition (Cho and Kim 1995). We use a high-order neural network (HNN) based on Biomimetic Pattern Recognition (BPR) to model the input data and then extract features from the model. BPR was first proposed by Wang (2002). This new model of pattern recognition is based on “matter cognition” instead of “matter classification”; therefore, BPR is rather closer to the functions that human used to than traditional statistical pattern recognition using “optimal separating” as its main principle. The method used by BPR is called High-Dimensional Space Complex Geometrical Body Cover Recognition Method, which studies types of samples’ distribution in terms of feature space, thus samples can be “recognized”. BPR has been used in many fields such as in rigid object recognition, multi-camera face identification, and speech recognition, and the results have shown its superiority (Wang et al. 2003, 2005, 2006). Feature spaces have been studied in existing literature (Li and Xu 2001; Li et al. 2003a, b).

This paper mainly focuses on a recognition and classification method for multiple moving objects on a real-time basis. In performing classification tasks, observations from

different sources are combined. Firstly, moments, area, and velocity of an object are extracted through classic background subtraction techniques. Secondly, BPR is used to classify the invariants obtained at the first step. Finally, CI is adopted for multi-features fusion purpose based on the area and velocity of the object extracted during the first step and the moments classified at the second step all together. A multi-stage classification procedure is realized thus the accuracies can be further improved. An experiment has been conducted for a mixed traffic intersection. Experimental results indicate that the learning ability and the accuracy of the proposed method are satisfactory.

The rest of the paper is organized as follows. Moving object detection and feature extraction are presented in Section 2. A multi-stage recognition model is discussed in Section 3. The experimental results are presented and discussed in Section 4. Finally, in Section 5, a conclusion is provided.

## 2 Moving objects detection and feature extraction

Detection of moving objects from image streams is one of our main concerns in this study. Although numerous studies have been conducted, many problems remain outstanding such as the changes of appearance caused by motion of an object or camera, occlusion of a target, and overlapping of objects. In this study, velocity, area and invariant features are used as features for classification purpose.

### 2.1 Moving objects detection

Segmentation of moving objects in traffic scenes requires the background estimate to evolve over the weather and time as lighting conditions change. We address the problem of moving object segmentation using background subtraction.

Optical flow is a powerful image processing tool for measuring motion in digital images. The optical flow algorithm provides an estimate of the velocity vector at every pixel from a pair of successive images. The traffic background is estimated through optical flow methods (Horn and Schunck 1981; Ji et al. 2005, 2006), and every frame (image) is analyzed to segment the moving objects from background, and a fusion algorithm is used that is based on background segmentation flow field and edge extracted by Canny’s operator in the image sequences acquired by a fixed camera (Canny 1986).

### 2.2 Complex Zernike moments

Moments and functions of moments have been utilized as pattern features in a number of applications to achieve

invariant recognition of two-dimensional image patterns. One advantage of complex Zernike moments is the ability to easily reconstruct the original signal from the moment values (Teague 1980). We first extract the area, shape and velocity of the moving object. Then we may take the first four order Zernike moments as shape parameters as the input of the HNN classifier based on BPR.

Complex Zernike moments are constructed using a set of complex polynomials which form a complete orthogonal basis set defined on the unit disc  $(x^2 + y^2) \leq 1$ . They are expressed as  $A_{pq}$ . Two dimensional Zernike moment is,

$$A_{mn} = \frac{m+1}{\pi} \int_x \int_y f(x,y) [V_{mn}(x,y)]^* dx dy \quad (1)$$

where  $x^2 + y^2 \leq 1$ ,  $m = 0, 1, 2, \dots, \infty$ ,  $f(x, y)$  is the function being described and  $*$  denotes the complex conjugate.  $n$  is an integer (that can be positive or negative) depicting the angular dependence or rotation, subject to the conditions:

$$m - |n| = \text{even}, |n| \leq m \quad (2)$$

and  $A_{mn}^* = A_{m,-n}$  is true. The Zernike polynomial  $V_{mn}(x, y)$  (Wang and Lai 2005) expressed in polar coordinates are

$$V_{mn}(r, \theta) = R_{mn}(r) \exp(in\theta) \quad (3)$$

where  $(r, \theta)$  are defined over the unit disc and  $R_{mn}(r)$  is the orthogonal radial polynomial, defined as

$$R_{mn}(r) = \sum_{s=0}^{\frac{m-|n|}{2}} (-1)^s \frac{(m-s)!}{s! \left(\frac{m+|n|}{2} - s\right)! \left(\frac{m-|n|}{2} - s\right)!} r^{m-2s} \quad (4)$$

To calculate the Zernike moments of an image  $f(x, y)$ , the image (or region of interest) is firstly mapped to the unit disc using polar coordinates, where the centre of the image is the origin of the unit disc. Those pixels falling outside the unit disc are not used in calculation.

Translation and scale invariance can be obtained by shifting and scaling the image prior to the computation of the Zernike moments. The first-order regular moments can be used to find the image center and the 0th order central moment gives a size estimate.

### 2.3 Extraction of area features

The area feature can be obtained after each moving object is segmented. For region  $R$ , we assume that the area of each pixel is 1, the area of  $A$  can be easily obtained.

Since the scene to be monitored may be far away from the camera, assuming the world coordinate system and the image coordinate system is the same and the coordinate of the target point is  $\{\alpha, \beta, \gamma\}$ , then the projection on the image plane is

$$\alpha_1 = \frac{f\alpha}{\gamma}, \beta_1 = \frac{f\beta}{\gamma} \quad (5)$$

Generally, a truck has the largest three-dimensional size, and its projected area is the largest also. A car is smaller than a truck, and its projected area is next large. Motorcycles and pedestrians' projected area are the smallest ones. However, the above assumption is not always correct since the projected area of an object is not only related to the object's actual area, but also the distance between the object and the camera lens. Therefore, objects of different categories may have similar project areas. Other recognition features besides area and shape must be taken into consideration.

### 2.4 Extraction of velocity features

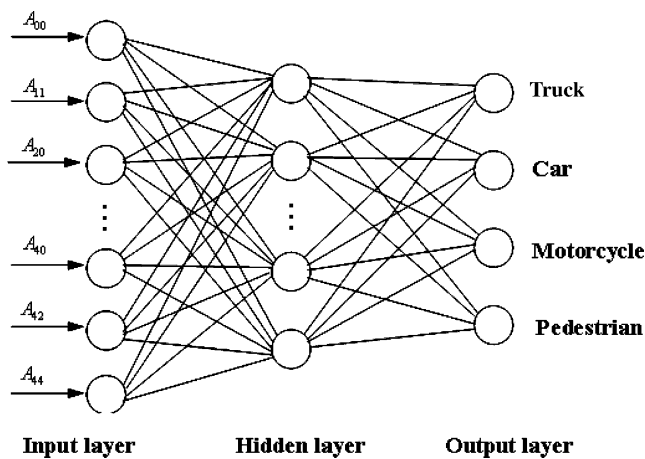
The velocity of a moving object is denoted by the velocity in images and it can be obtained by classical block-matching algorithm. The match template is obtained during the moving object extraction process.

In general, the velocities in images are in proportional to the real velocities; therefore, we can differentiate different moving objects according to the velocities in images. The velocity of a car or a motorcycle is faster than the pedestrians. The speed range of various moving objects is different. Thus we can estimate the classes of the moving objects with velocities exceed certain values.

However, as an object moves along the camera optical axis, or in the intersections, or in jams, the above conclusion may not hold. As a result, multiple features are required to recognize a moving object.

## 3 Multi-stage object classifier

After detecting regions and extracting their features such as area, shape, and velocity, the next step is to determine whether or not the detected region is a vehicle. In order to obtain a reliable conclusion, information from several sources is to be integrated. A multi-stage object classifier system for classifying the detected objects has been developed. We first perform a quick classification by BPR using the first forth order Zernike moments obtained as input. CI is then used to perform a second classification of the results of BPR and the extracted results of velocity and area features.



**Fig. 1** A three layer high-order neural network

### 3.1 Classification based on BPR

BPR intends to find the optimal coverage of the samples of the same type. An HNN which covers the high dimensional geometrical distribution of the sample set in the feature space based on BPR is used as a fast classifier (Wang et al. 2005; Wang and Lai 2005). The input layer has nine neurons ( $A = \{A_{00}, A_{11}, A_{20}, A_{22}, A_{31}, A_{33}, A_{40}, A_{42}, A_{44}\}$ ) and the output linear layer has four neurons.

A moving scene can be seen as made up of regions with different motion parameters. We assume that each frame can be segmented into  $L$  subsets, forming moving regions, denoted as  $\{Z_1, \dots, Z_L\}$ . The moving objects are considered as compact moving entities, consisting of one or more moving regions. Each moving object is assigned to a class. Each subset  $Z_k$  is associated with a nine-dimensional representative vector  $\mu_k$ , describing the Zernike moment information of a certain moving region.

The architecture of a three-layer HNN is shown in Fig. 1. Each of these input units is fully connected with  $K$  hidden layer units. Again, all the hidden layer units are also fully connected with the four units of the output layer. Let  $\{Y_1, Y_2, Y_3, Y_4\}$  denote the object recognition category, which represents trucks, cars, motorcycles, and pedestrians, respectively. The number of hidden layer units is determined experimentally. For an input vector, the output of  $j$ -th output node produced by an HNN is given by

$$\Phi(W, X) = \sum_{i=1}^n \left( \frac{W_{ij}}{|W_{ij}|} \right)^S \left| W_{ij} (X_i - W'_{ij}) \right|^P - \theta \quad (6)$$

Where  $W_{ij}$  denotes the direction weight which connects the  $j$ -th input and the neuron, and it determines the direction of the neuron.  $W'_{ij}$  is the core weight which connects the  $j$ -th input and the neuron, it can determine the center position of the neuron;  $x_j$  is the  $j$ -th input.  $\theta$  is the threshold,  $S$  and  $P$  are the power exponents. As parameter  $S$  and  $P$  change, the hyper-surface of the high-order neuron changes accordingly. If  $W'_{ij} = 0$ ,  $S = 1$ ,  $P = 1$  in Eq. 6 holds, Eq. 6 is transformed into a classic neural network. If  $W_{ij} = 1$ ,  $S = 0$ ,  $P = 2$  in Eq. 6 holds, Eq. 6 is transformed into a radial basis function neural network. Here three weight neurons are used to construct the high dimensional space geometry region.

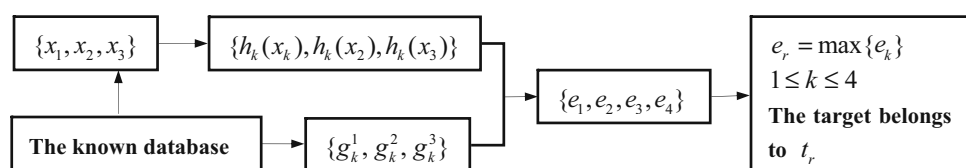
The network is trained with HNN and 840 samples collected under various weather conditions used as training set. According to the principle of BPR, determining the subspace of a certain type of samples is based on the type of samples itself. If we are able to locate a set of multi-weights neurons that covering all training samples, the subspace of the neural networks will represent the sample subspace. When an unknown sample is in the subspace, it will be determined if it belongs to the same type of training samples. Moreover, if a new type of samples is added, it is not necessary to retrain any trained types of samples. The training of a certain type of samples has nothing to do with the other ones.

### 4 Recognition based on CI

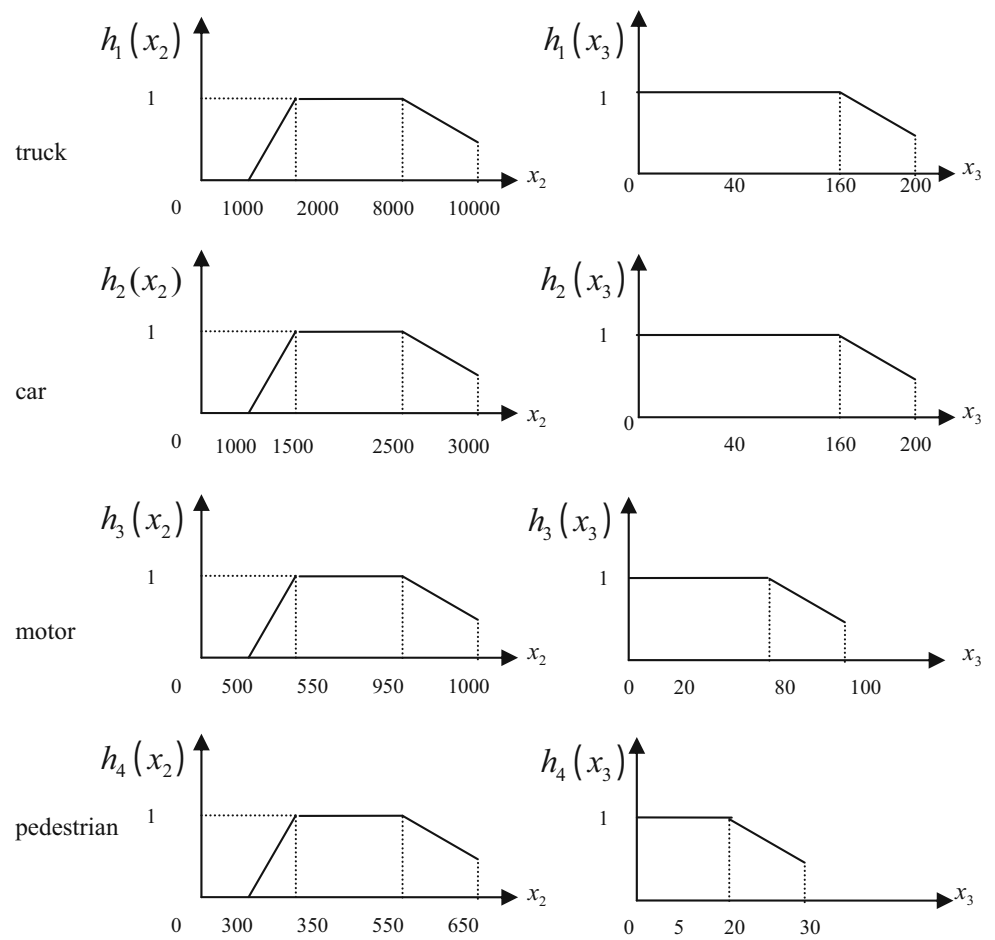
After the first stage classification, CI is used as the second stage classifier. Fuzzy integral is an effective means to solve complicated pattern recognition and image segmentation (Xu 1988). Recently, since CI has been found useful in data fusion, it has been enjoying successes in image sequence analysis (Cho and Kim 1995; Li et al. 2002; Murofushi and Sugeno 1991; Tahani and Keller 1999).

The differences of the shape features of different moving objects is not distinguished under certain circumstances as occlusions happen, the recognition accuracy may not satisfy the requirements. Therefore, combining the area and the velocity to perform further fusion by CI is intended. With this approach, the information sources are given grades of compatibility, and the evidence is weighted and combined accordingly. From three features including area, shape, and velocity, we compute the CI. The definition is as follows,


**Fig. 2** Flow chart of target recognition algorithm based on CI



**Fig. 3** Curves of the functions for confidence



**Fig. 4** **a** A sample frame in video sequence in normal condition; **b** current background; **c** detected moving object region by the background subtraction; **d** foreground



**Table 1** Recognition results in normal conditions

	Recognition result (%)				
	Truck	Car	Motorcycle	Pedestrian	Average
High-order Neural network	90.2	91.8	88.4	82	88.6
Combined with CI	94.3	94.1	92.9	92.8	93.5

Fuzzy measure over  $X$  is a function  $g$  defined on the power set of  $X$ ,  $g: \Omega \rightarrow [0, 1]$ , such that

- (1)  $g(\Phi) = 0, g(X) = 1, g(A) \leq g(B)$ , if  $A \subset B \subset \Omega$ ;
- (2) If  $A, B \subset X$  and  $A \cap B = \emptyset$ , then  $g(A \cup B) = g(A) + g(B) + \lambda g(A)g(B)$ , where  $\lambda$  is the unique root greater than -1 of the polynomial  $\lambda + 1 = \prod_{i=1}^n (1 + \lambda g(\{x_i\}))$ ;
- (3) If  $\lambda > 0$ , we must have  $\sum g(\{x_i\}) < 1$

Denote  $g(\{x_i\})$  by  $g^i$  which is called fuzzy density and is interpreted as the importance of the individual information source. For a sequence of subsets of  $X$ :  $X_i = X_{i-1} \cup \{x_i\}$ ,  $g(X_i)$  can be determined recursively from the densities as follows,

$$\begin{aligned} g(X_1) &= g^1 \\ g(X_i) &= g(X_{i-1}) + g^i + \lambda g(X_{i-1})g^i \end{aligned} \quad (7)$$

CI (Murofushi and Sugeno 1991)  $C_g(h)$  is defined as follows:

$$C_g(h) = \int_X h(x) \circ g = \int_0^1 g(h_\partial) d\partial \quad (8)$$

where  $h_\partial = \{x: h(x) \geq \partial\}$ .

For  $h(x_1) \leq h(x_2) \leq \dots \leq h(x_n)$ ,

$$\begin{aligned} C_g(h) &= \sum_{i=1}^n g(X_i)[h(x_i) - h(x_{i+1})] \\ &= \sum_{i=1}^n h(x_i)[g(X_i) - g(X_{i-1})] \end{aligned} \quad (9)$$

where  $h(x_{n+1}) = 0, g(x_0) = 0$ .

Let  $T = \{t_1, t_2, t_3, t_4\}$  be the object recognition category, which represents trucks, cars, motorcycles and pedestrians, respectively.  $A$  is the object to be recognized, and  $X = \{x_1, x_2, x_3\}$  be a set of elements, which represents the recognition result of BPR, the area and the velocity of the object, respectively. Let  $h_k: X \rightarrow [0, 1]$  denote the confidence

value of the target  $A$  belonging to class  $t_k$ . The flow chart of target recognition algorithm based on CI is shown in Fig. 1.

In our approach, we let  $g_k^1 = 0.7, g_k^2 = 0.3, g_k^3 = 0.3, 1 \leq k \leq 4$  (Cho and Kim 1995). We first treat each feature (property) as fuzzy variables and then assign fuzzy density to all possible values.  $h_k(x_i)$  represents the degree.  $A$  belongs to class  $t_k$  according to  $x_i$ . Figure 2 shows the flow chart of target recognition algorithm based on CI, and Fig. 3 shows the curves of the functions for confidence obtained by experiments.

## 5 Experiment

The videos used in our work are from the website (<http://i21www.ira.uka.de>) maintained by KOGS-IAKS Universitaet Karlsruhe. Traffic sequence showing the intersection Karl-Wilhelm-/ Berthold-Straße in Karlsruhe that is recorded by a stationary camera under various weather conditions.

In Fig. 4, we give a typical example of what we might obtain by moving object detection using the above method. After analyzing the traffic image such as shown in Fig. 4a, the current background is obtained as Fig. 4b shows. Figure 4c shows the detected moving object region, and Fig. 4d shows the foreground objects.

We extract the moving objects and obtain the first fourth-order moments and set up the training image set by the algorithm proposed in Section 2.1. Four groups of experiments are conducted for normal conditions, heavy fog, heavy snowfall, and snow on lanes, respectively. Under each condition, we select 60 traffic frames to train the HNN, and then classify the other 30 moving objects. The results show that there exists misclassification between cars and trucks, and pedestrians and motorcycles. If we combine the first classification results by BPR, the area and the velocity as the input of CI classifier, the results can be improved. The comparisons are shown in Table 1 and

**Table 2** Recognition results in normal conditions

	Recognition result (%)				
	Truck	Car	Motorcycle	Pedestrian	Average
High-order Neural network	90.8	91.2	88.5	82.3	88.7
Combined with CI	93.7	94.2	92.5	91.3	92.9

Table 2. The proposed algorithm was able to classify trucks, cars, motorcycles and pedestrians. It can be concluded that the approach proposed in this paper has better recognition ability.

In this paper, the image size is  $768 \times 576$  and we have conducted our experiments on a personal computer with an INTEL Celeron 2.4G CPU using Microsoft Visual c++ 6.0. The computation time per frame is around 0.1 s, depending on the image quality and the number of moving objects. For most applications, this can be considered as real-time.

## 6 Conclusion

In this paper, a multi-stage moving objects recognition approach is presented and applied to mix traffic environment. Area, velocity and invariant feature of the moving object were extracted firstly and BPR and CI techniques have been integrated to perform the multi-stage classification. The experimental results show that the proposed approach is effective.

## References

- Bennett, B., Magee, D., Cohn, A., & Hogg, D. (2008). Enhanced tracking and recognition of moving objects by reasoning about spatio-temporal continuity. *Image and Vision Computing*, 26, 67–81.
- Canny, J. (1986). A computational approach to edge detection. *IEEE Transactions on Pattern Analysis and Machine Intelligence*, 8(6), 679–698.
- Cho, S., & Kim, J. H. (1995). Combining multiple neural networks by fuzzy integrals for robust classification. *IEEE Transactions on Systems, Man, and Cybernetics Part C*, 5(2), 380–384.
- Foresti, G. L., Murino, V., & Regazzoni, C. (1999). Vehicle recognition and tracking from road image sequences. *IEEE Transactions on Vehicular Technology*, 48(1), 301–318.
- Gupte, S., Masoud, O., Martin, R. F. K., & Papanikolopoulos, N. P. (2002). Detection and classification of vehicles. *IEEE Transactions on Intelligent Transportation Systems*, 3(1), 37–47.
- Horn, B., & Schunck, B. (1981). Determining optical Flow. *Artificial Intelligence*, 17, 185–203.
- Hsu, C., & Wallace, W. (2007). An industrial network flow information integration model for supply chain management and intelligent transportation. *Enterprise Information Systems*, 1(3), 327–351.
- Ji, X. P., Wei, Z. Q., & Feng, Y. W. (2005). A moving object detection method based on self-adaptive updating of background. *Acta Electronica Sinica*, 33(12), 2261–2264, (in Chinese).
- Ji, X. P., Wei, Z. Q., & Feng, Y. W. (2006). Effective vehicle detection technique for traffic surveillance systems. *Journal of Visual Communication and Image Representation*, 17, 647–658.
- Juang, C., & Chen, L. (2008). Moving object recognition by a shape-based neural fuzzy network. *Neurocomputing*, in press.
- Kerner, B., Rehborn, H., Aleksic, M., & Haug, A. (2004). Recognition and tracking of spatial-temporal congested traffic patterns on freeways. *Transportation Research Part C*, 12, 369–400.
- Koller, D., Daniilidis, K., & Nagel, H. (1993). Model-based object tracking in monocular image sequences of road traffic scenes. *International Journal of Computer Vision*, 10(3), 257–281.
- Li, H., Li, L., & Wang, J. (2003a). Interpolation representation of feed-forward neural networks. *Mathematical and Computer Modeling*, 37, 829–847.
- Li, H., & Xu, L. (2001). Feature space theory—a mathematical foundation for data mining. *Knowledge-Based Systems*, 14(5–6), 253–257.
- Li, H., Xu, L., Wang, J., & Mo, Z. (2003b). Feature space theory in data mining: transformations between extensions and intensions in knowledge representation. *Expert Systems*, 20(2), 60–71.
- Li, L., Warfield, J., Guo, S., Guo, W., & Qi, J. (2007). Advances in intelligent information processing. *Information Systems*, 32(7), 941–943.
- Lin, Y., & Bhanu, B. (2005). Evolutionary feature synthesis for object recognition. *IEEE Transactions on Systems, Man and Cybernetics Part C*, 35(2), 156–171.
- Lipton, A., Fujiyoshi, H., & Patil, R. (1998). Moving target classification and tracking from real-time video. *Proceedings Fourth IEEE Workshop on Applications of Computer Vision*, Oct, 8–14.
- Li, X. B., Liu, Z. Q., & Leung, K. M. (2002). Detection of vehicles from traffic scenes using fuzzy integrals. *Pattern Recognition*, 35(4), 967–980.
- Murofushi, T., & Sugeno, M. (1991). A theory of fuzzy measures: representations, the choquet integral, and null sets. *Journal of Mathematical Analysis and Applications*, 159, 532–549.
- Petrovic, V., & Cootes, T. (2004). Vehicle type recognition with match refinement. *Proceedings of the 17th International Conference on Pattern Recognition*, 3, 95–98.
- Sok, G. L., Mike, A., Christopher, J., & Yianni, A. (1994). Moving objects classification in a domestic environment using quadratic neural networks. *Neural Networks for Signal Processing, September*, 375–383.
- Sullivan, G., Baker, K., Worrall, A., Attwood, C., & Remagnino, P. (1997). Model-based vehicle detection and classification using orthographic approximations. *Image and Vision Computing*, 15(8), 649–654.
- Surendra, G., Osama, M., & Robert, F. K. (2006). Context-based object detection in still images. *Image and Vision Computing*, 24(9), 987–1000.
- Tahani, H., & Keller, J. (1999). Information fusion in computer vision using the fuzzy Integral. *IEEE Transactions on Systems, Man and Cybernetics*, 32(9), 1433–1435.
- Takano, S., Minamoto, T., & Nijima, K. (1998). *Moving object recognition using wavelets and learning of eigenspaces* pp. 443–444. London: Springer.
- Teague, M. R. (1980). Image analysis via the general theory of moments. *Journal of the Optical Society of America*, 70(8), 920–930.
- Turban, E., Rainer, R., & Potter, R. (2005). *Introduction to information technolog*. New York: Wiley.
- Wang, S. J. (2002). Bionic (topological) pattern recognition—a new model of pattern recognition theory and its applications. *Acta Electronica Sinica*, 30(10), 1417–1420, (in Chinese).
- Wang, S. J., Chen, X., & Li, W. (2005). Object-recognition with oblique observation directions based on biomimetic pattern recognition. *Proceedings of International Conference on Neural Networks and Brain*, 3, 389–394.
- Wang, S. J., & Lai, J. (2005). Geometrical learning, descriptive geometry, and biomimetic pattern recognition. *Neurocomputing*, 67, 9–28.
- Wang, S. J., Shen, S. Y., & Cao, W. M. (2006). A speaker-independent continuous speech recognition system using biomimetic pattern recognition. *Chinese Journal of Electronics*, 15(3), 460–462.
- Wang, S. J., Xu, J., Wang, X. B., & Qin, H. (2003). Multi-camera human face personal identification system based on the biomi-

- metric pattern recognition. *Acta Electronica Sinica*, 31(1), 1–3, (in Chinese).
- Wei, Z., Ji, X., & Wang, P. (2006). Real-time moving object detection for video monitoring systems. *Journal of Systems Engineering and Electronics*, 17(4), 731–736.
- Xu, L. (1988). A fuzzy multi-objective programming algorithm in decision support systems. *Annals of Operations Research*, 12, 315–320.
- Xu, L. (1999). Artificial intelligence applications in China. *Expert Systems with Applications*, 16(1), 1–2.
- Xu, L. (2006). Advances in intelligent information processing. *Expert Systems*, 23(5), 249–250.
- Zanin, M., Messelodi, S., & Modena, C. M. (2003). An efficient vehicle queue detection system based on image processing. *Proceedings of the 12th International Conference on Image Analysis and Processing*, September, 232–237.
- Zhou, S., Gan, J., Xu, L., & John, R. (2007). Interactive image enhancement by fuzzy relaxation. *International Journal of Automation and Computing*, 4(3), 229–235.
- Zhou, S., Li, H., & Xu, L. (2003). A variational approach to intensity approximation for remote sensing images using dynamic neural networks. *Expert Systems*, 20(4), 163–170.
- Zhou, S., & Xu, L. (1999). Dynamic recurrent neural networks for a hybrid intelligent decision support system for the metallurgical industry. *Expert Systems*, 16(4), 240–247.
- Zhou, S., & Xu, L. (2001). A new type of recurrent fuzzy neural network for modeling dynamic systems. *Knowledge-Based Systems*, 14(5–6), 243–251.
- Zhu, X., Wang, H., Xu, L., & Li, H. (2008). Predicting stock index increments by neural networks: the role of trading volume under different horizons. *Expert Systems with Applications*, 34(4), 3043–3054.

**Li Wang** received his PhD degree in Management Science and Engineering from Beihang University, China in 2005. He was a postdoctoral researcher for two years at the same institution after he earned his doctoral degree. Currently he is an associate professor at Beihang University. His research interests include systems simulation and knowledge management.

**Lida Xu** is professor at the Department of Information Technology and Decision Sciences, Old Dominion University, Virginia, USA. He is a Changjiang Scholar (Endowed Lecture Professor) elected, endorsed and designated by the Ministry of Education of China and funded by the Li Ka-Shing Foundation of Hong Kong. He is an elected Overseas Scholar of the Chinese Academy of Sciences. Dr. Xu has been serving as research professor at the Institute of Computing Technology of Chinese Academy of Sciences and honorary chair of the Department of Information Management and E-Commerce at the School of Management, Xian Jiaotong University. Dr. Xu has over 150 refereed publications including over 100 refereed journal publications. His research appears in journals such as *IEEE Transactions*, *Decision Support Systems*, *International Journal of Production Research*, *European Journal of Operational Research*, *Information Systems*, among others. Dr. Xu has been a principal investigator or investigator for grants with NSF of US, Carnegie Foundation, National Science Foundation of China, Ministry of Education of China, Chinese Academy of Sciences, K.C. Wong Foundation of Hong Kong and high-tech industries. Dr. Xu serves as the Editor-in-Chief of the three major publications on enterprise information systems launched by the world's premier publishers Springer and Taylor & Francis. These three publications are: *Enterprise Information Systems* journal (Taylor & Francis), *Advances in Enterprise Information Systems* Series (Taylor & Francis), and IFIP EIS Series (Springer). He serves as the Chair of the Enterprise Information Systems Technical Committee of IEEE Systems, Man and Cybernetics Society and Chair of IFIP TC 8 WG8.9.

**Renjing Liu** received his PhD in Management Science and Engineering from Xian Jiaotong University, China. His research interests include information systems and information resource management.

**Hai Hong Wang** received her PhD degree in Computer Science in June 2007 from the Ocean University of China. Currently she is an assistant professor at the Qingdao University of Science and Technology, China. Her research interests include analysis and control of time-delay systems and nonlinear systems.